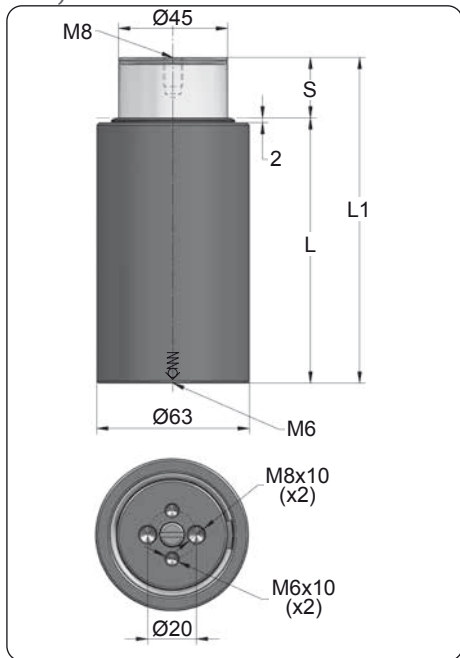


CP 3000 V1

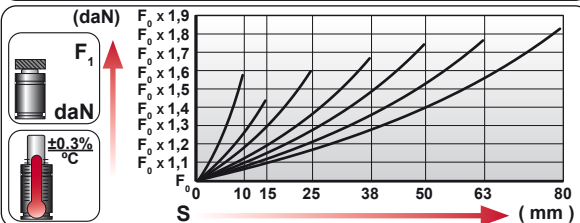
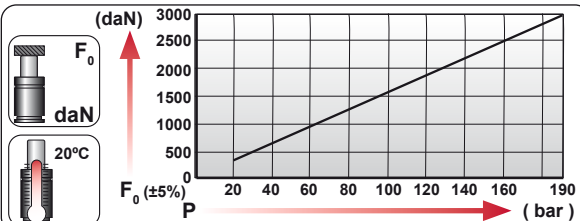
Heavy Load



ORDER	S (mm)	L1 ±0,25 (mm)	L (mm)	Kg.
CP 3000 010 V1	10	95	85	1.66
CP 3000 015 V1	15	115	100	1.82
CP 3000 025 V1	25	135	110	1.97
CP 3000 038 V1	38	165	127	2.20
CP 3000 050 V1	50	190	140	2.39
CP 3000 063 V1	63	220	157	2.62
CP 3000 080 V1	80	255	175	2.88



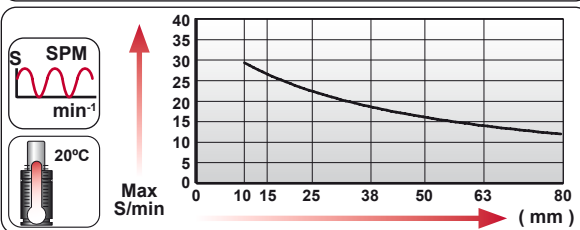
CODE				
	bar	psi	daN	daN
CP 3000 050 V1	180	2610	2860	4990
-----	---	---	---	---



ENG ORDER
 DEU BESTELLUNG
 FRA COMMANDE
 ITA ORDINE
 ESP PEDIDO
 POR PEDIDO

F₀ daN
S mm

CP 3000 50
CP 3000 050 V1











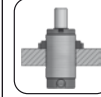







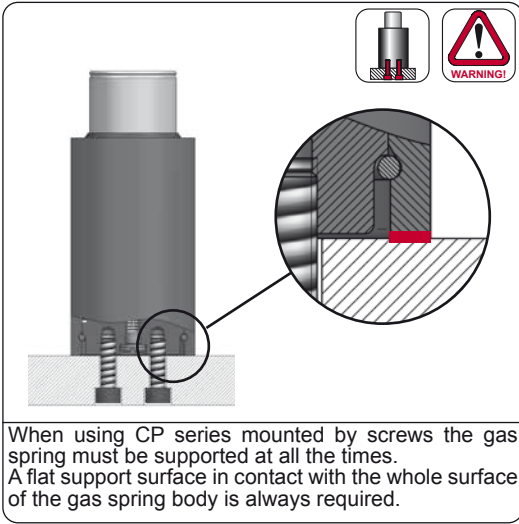
	S_{max} < 100%	V_{max} 0,5 m/s	P_{min} (20°C)	P_{max} (20°C)	T_{min}	T_{max}	
--	----------------------------------	--------------------------------	-------------------------------	-------------------------------	------------------------	------------------------	--

N ₂	S _{max} < 90%	V _{max} 0,5 m/s	bar psi	bar psi	°C °F	°C °F	
			20 290	190 2755	0 32	80 176	


CP 3000 V1 MOUNTS


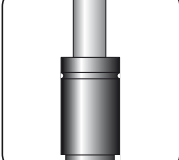

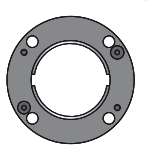
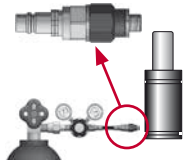
Heavy Load

								
			50 Ø63 L1=144 L1=152	50 Ø63 L1=152 L1=160	50 Ø63 L1=185 L1=195	50 Ø63 L1=175 L1=190	50 Ø63 L1=205	
MODEL	X MINI	CW 1500 KZ 1500	X THREADED	CT 1500 CK 1500	CM 1500 CD 1500	X ISO	CPH 2800 CP 3000	CS 3000
SERIES								



When using CP series mounted by screws the gas spring must be supported at all the times.
A flat support surface in contact with the whole surface of the gas spring body is always required.



					
------------------------------------------------------------------------------------	-------------------------------------------------------------------------------------	-------------------------------------------------------------------------------------	-------------------------------------------------------------------------------------	-------------------------------------------------------------------------------------	--------------------------------------------------------------------------------------

CODE	CP 3000 050 V1	KIT S-XXXXXXX	X	06 CG 2-Q
ENG ORDER	GAS SPRING	REPAIR KIT	FLANGE	CHARGING ADAPTER
DEU BESTELLUNG	GASDRUCKFEDER	ERSATZTEILSATZ	FLANSCHEN	LADEADAPTER
FRA COMMANDE	RESSORT À GAZ	KIT DE RÉPARATION	BRIDE	RACCORD DE CHARGE
ITA ORDINE	CILINDRO AD AZOTO	KIT DI MANUTENZIONE	FLANGE	ADATTATORE DI CARICO
ESP PEDIDO	RESORTE DE GAS	KIT DE REPARACION	BRIDA	ADAPTADOR DE CARGA
POR PEDIDO	CILINDRO DE GÁS	KIT DE MANUTENÇÃO	FLANGE	ADAPTADOR DE CARGA