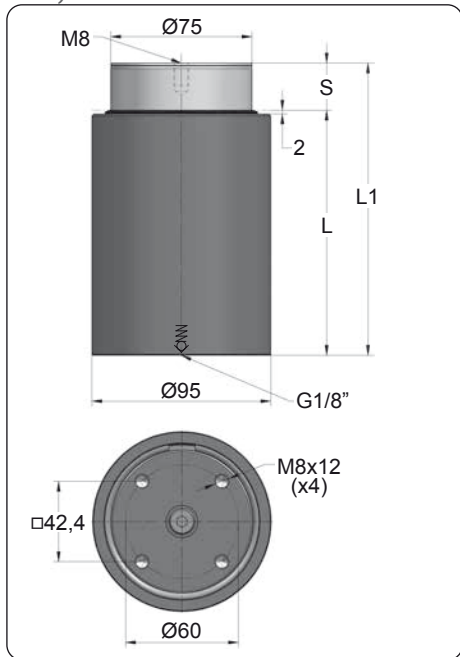


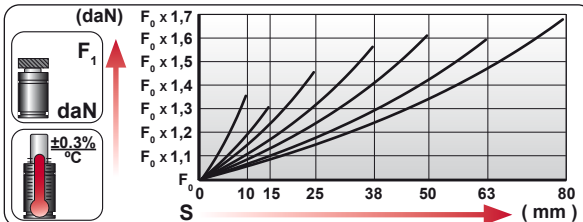
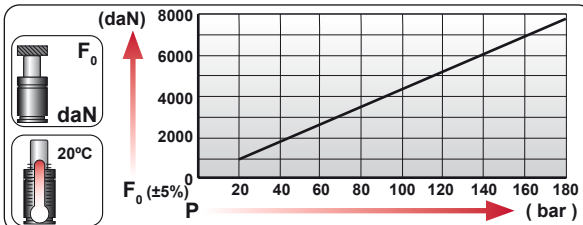
CP 8000 V1

Heavy Load

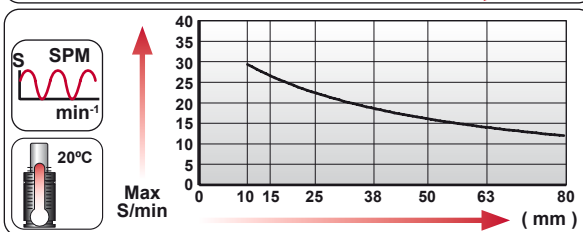


ORDER	S (mm)	L1 ±0,25 (mm)	L (mm)	Kg.
CP 8000 010 V1	10	110	100	4.25
CP 8000 015 V1	15	135	120	4.65
CP 8000 025 V1	25	155	130	4.99
CP 8000 038 V1	38	185	147	5.50
CP 8000 050 V1	50	215	165	6.00
CP 8000 063 V1	63	255	192	6.66
CP 8000 080 V1	80	290	210	7.26

CODE					
		bar	psi	daN	daN
CP 8000 050 V1		180	2610	7950	12825
-----		---	---	---	---



	ENG ORDER DEU BESTELLUNG FRA COMMANDE ITA ORDINE ESP PEDIDO POR PEDIDO		
		daN	mm
		CP 8000	50
		CP 8000 050 V1	



N ₂	S _{max} < 90%	V _{max} 0,5 m/s	P _{min} (20°C)	P _{max} (20°C)	T _{min}	T _{max}	

			bar	psi	bar	psi	°C	°F	°C	°F	
			20	290	180	2610	0	32	80	176	

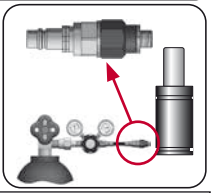
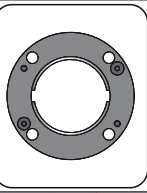



CP 8000 V1 MOUNTS

Heavy Load

s mm Ø mm L1 mm	50 Ø95 L1=158 L1=162	50 Ø95 L1=170 L1=170	50 Ø95 L1=195 L1=205 L1=220	50 Ø95 L1=220	50 Ø95 L1=215	50 Ø95 L1=255		
MODEL	X CW 4200 KZ 4200	X	CK 4000 FD 3000	GN 3000 CM 4000 CD 4200	AG 3000	CP 8000	CS 7500	
SERIES	MINI 	COMPACT HEIGHT 	THREADED 	LOW PROFILE 	HEAVY DUTY 	ISO 	HEAVY LOAD 	POWER COMPACT STROKE

When using CP series mounted by screws the gas spring must be supported at all the times.
A flat support surface in contact with the whole surface of the gas spring body is always required.



CODE	CP 8000 050 V1	KIT S-XXXXXXX	X	18 CG 1-Q
ENG ORDER	GAS SPRING	REPAIR KIT	FLANGE	CHARGING ADAPTER
DEU BESTELLUNG	GASDRUCKFEDER	ERSATZTEILSATZ	FLANSCHEN	LADEADAPTER
FRA COMMANDE	RESSORT À GAZ	KIT DE RÉPARATION	BRIDE	RACCORD DE CHARGE
ITA ORDINE	CILINDRO AD AZOTO	KIT DI MANUTENZIONE	FLANGE	ADATTATORE DI CARICO
ESP PEDIDO	RESORTE DE GAS	KIT DE REPARACION	BRIDA	ADAPTADOR DE CARGA
POR PEDIDO	CILINDRO DE GÁS	KIT DE MANUTENÇÃO	FLANGE	ADAPTADOR DE CARGA