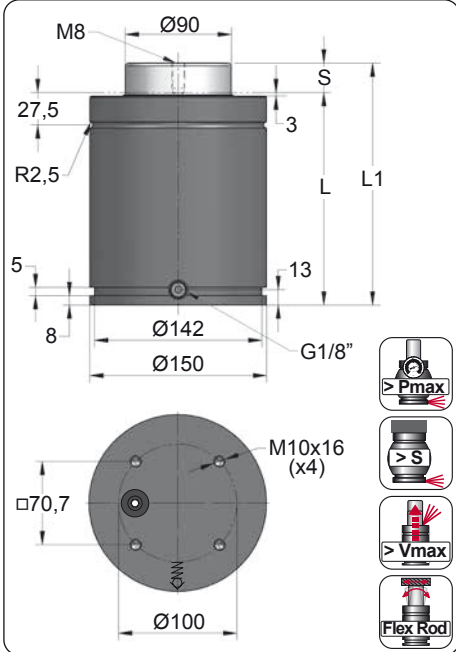


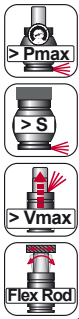
# CD 9600

Heavy Duty

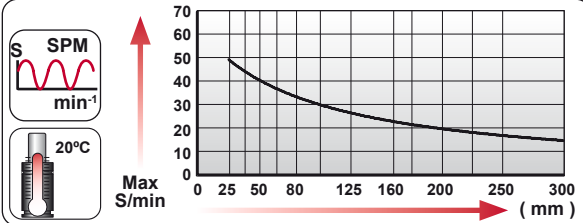
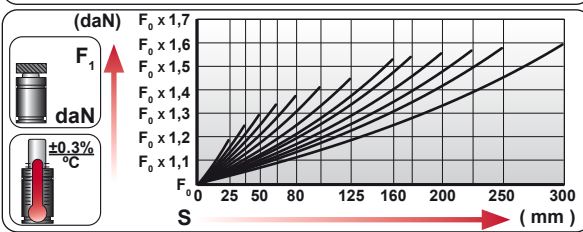
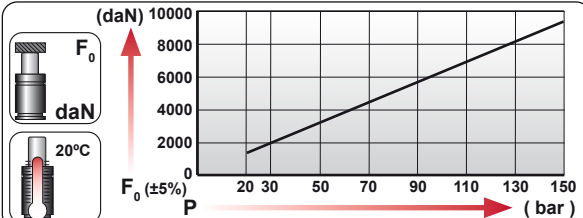
	GM	90.25.05
VW	39D 838	



ORDER	S (mm)	L1 ±0.25 (mm)	L (mm)	Kg.
CD 9600 025	25	205	180	17.07
CD 9600 038	38	231	193	17.93
CD 9600 050	50	255	205	18.72
CD 9600 063	63.5	282	218.5	19.62
CD 9600 080	80	315	235	20.71
CD 9600 100	100	355	255	22.04
CD 9600 125	125	405	280	23.70
CD 9600 160	160	475	315	26.02
CD 9600 175	175	505	330	27.01
CD 9600 200	200	555	355	28.67
CD 9600 225	225	605	380	30.32
CD 9600 250	250	655	405	31.98
CD 9600 300	300	755	455	35.29



CODE	Pressure Gauge	bar	psi	F <sub>0</sub> daN	F <sub>1</sub> daN
CD 9600 050		150	2175	9540	12345
CD-H 9600 050		0	0	---	---



































**EQUIPPED WITH VDI - SAFETY**

	ENG ORDER DEU BESTELLUNG FRA COMMANDE ITA ORDINE ESP PEDIDO POR PEDIDO	F <sub>0</sub> daN	S mm
<b>CD 9600 050</b>		<b>9600</b>	<b>50</b>

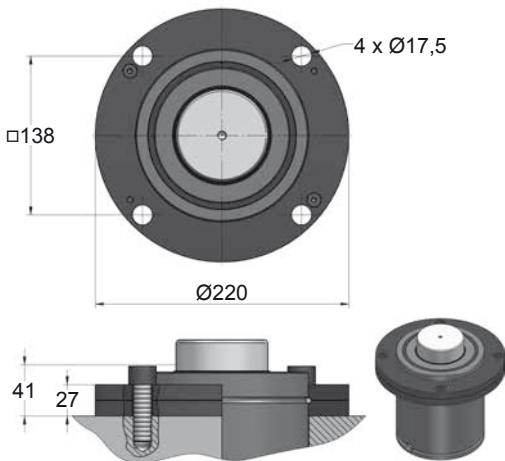
	S <sub>max</sub> < 100%	V <sub>max</sub>	P <sub>min</sub> (20°C)	P <sub>max</sub> (20°C)	T <sub>min</sub>	T <sub>max</sub>	
--	-------------------------	------------------	-------------------------	-------------------------	------------------	------------------	--

N <sub>2</sub>	S <sub>max</sub> < 90%	V <sub>max</sub> 1,6 m/s	bar psi	bar psi	°C °F	°C °F	600 CP-
			20 290	150 2175	0 32	80 176	

								
								
								
<b>MODEL</b>	<b>X</b>	CW 9500 CW 11800 KT 9500	<b>X</b>	<b>X</b>	GN 7500 CM 10000 CD 9600	AG 7500	<b>X</b>	CS 18300
<b>SERIES</b>	MINI	COMPACT HEIGHT	THREADED	LOW PROFILE	HEAVY DUTY	ISO	HEAVY LOAD	POWER COMPACT STROKE
								

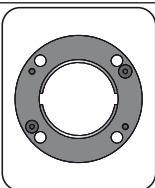
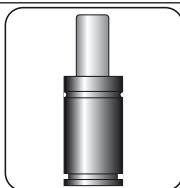

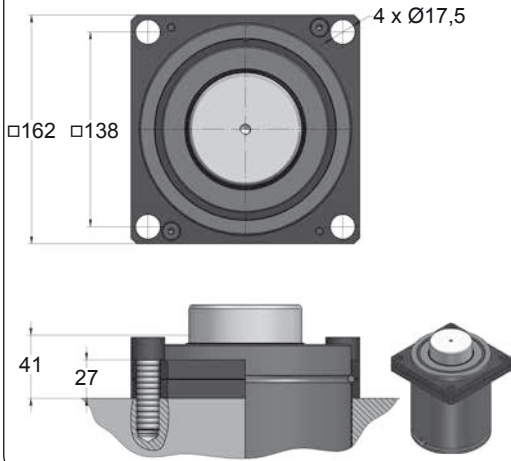
## A14-150

ISO  
VARIANTE  
E24.54.815.G  
EM24.54.700/F



## A34-150

ISO  
VDI



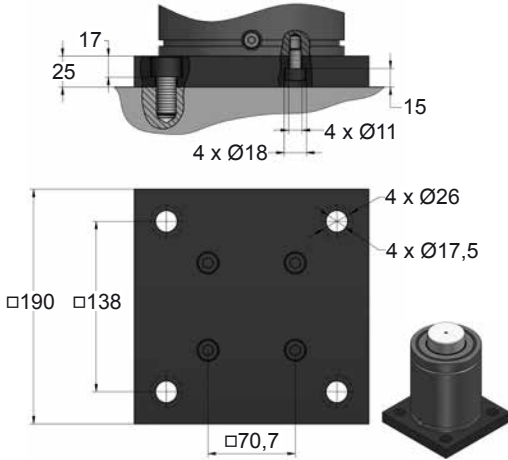
<b>CODE</b>	<b>CD 9600 050</b>	<b>KIT S-XXXXXXX</b> <b>KIT C-XXXXXXX</b>	<b>A14-150</b>	<b>18 CG 1-Q</b>
ENG ORDER	GAS SPRING	REPAIR KIT	FLANGE	CHARGING ADAPTER
DEU BESTELLUNG	GASDRUCKFEDER	ERSATZTEILSATZ	FLANSCHEN	LADEADAPTER
FRA COMMANDE	RESSORT À GAZ	KIT DE RÉPARATION	BRIDE	RACCORD DE CHARGE
ITA ORDINE	CILINDRO AD AZOTO	KIT DI MANUTENZIONE	FLANGE	ADATTATORE DI CARICO
ESP PEDIDO	RESORTE DE GAS	KIT DE REPARACION	BRIDA	ADAPTADOR DE CARGA
POR PEDIDO	CILINDRO DE GÁS	KIT DE MANUTENÇÃO	FLANGE	ADAPTADOR DE CARGA

# CD 9600 MOUNTS

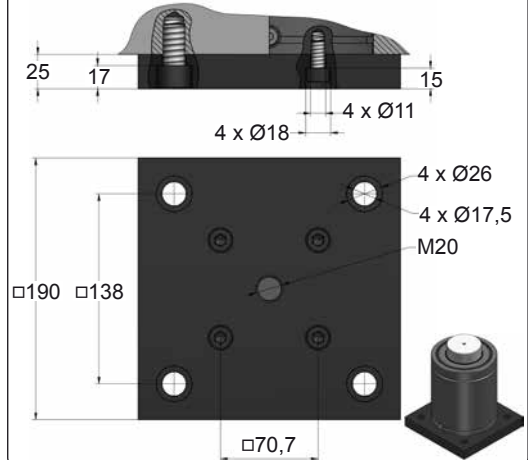
Heavy Duty

**AZOL**  
**GAS**

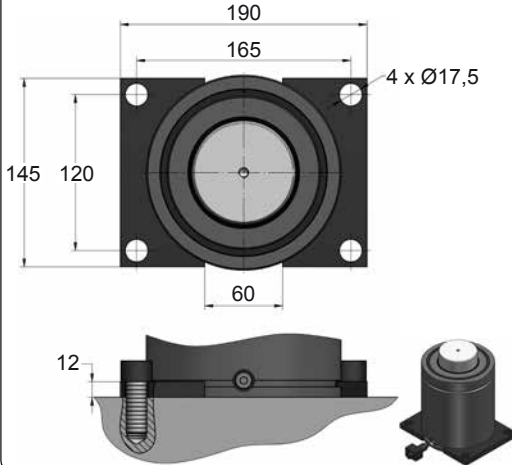
## B21-150



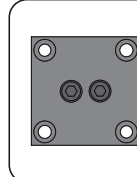

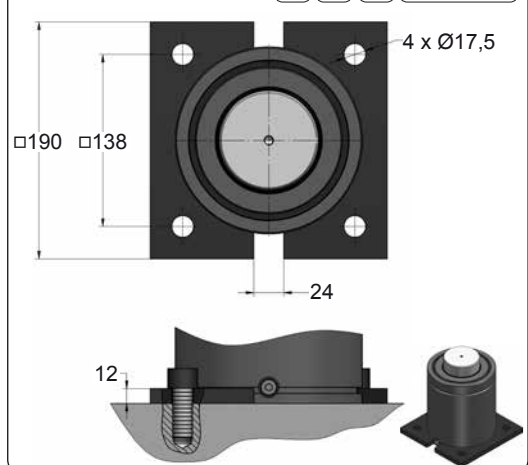
## B76-150



## C05-150



## C20-150



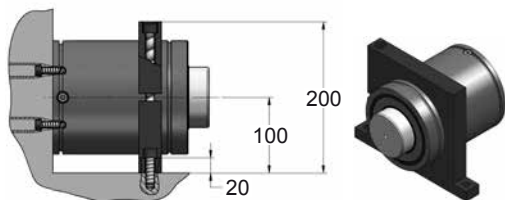
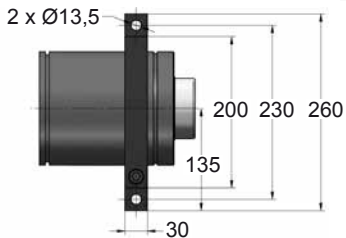
CODE	CD 9600 050	KIT S-XXXXXXX KIT C-XXXXXXX	B21-150	18 CG 1-Q
ENG	ORDER	GAS SPRING	FLANGE	CHARGING ADAPTER
DEU	BESTELLUNG	GASDRUCKFEDER	FLANSCH	LADEADAPTER
FRA	COMMANDE	RESSORT À GAZ	BRIDE	RACCORD DE CHARGE
ITA	ORDINE	CILINDRO AD AZOTO	FLANGE	ADATTATORE DI CARICO
ESP	PEDIDO	RESORTE DE GAS	BRIDA	ADAPTADOR DE CARGA
POR	PEDIDO	CILINDRO DE GÁS	FLANGE	ADAPTADOR DE CARGA



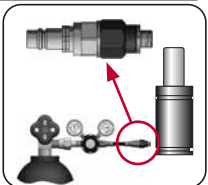
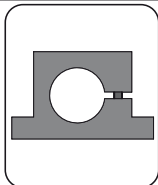




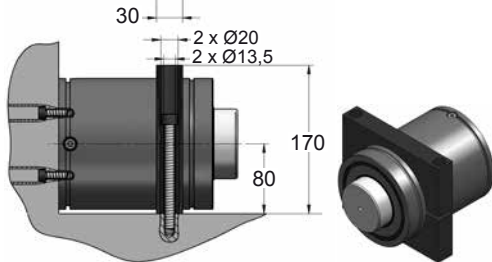
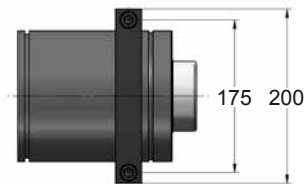
# CD 9600 MOUNTS

Heavy Duty

## D02-150



## D67-150



CODE	CD 9600 050	KIT S-XXXXXXX KIT C-XXXXXXX	D02-150	18 CG 1-Q
ENG ORDER	GAS SPRING	REPAIR KIT	FLANGE	CHARGING ADAPTER
DEU BESTELLUNG	GASDRUCKFEDER	ERSATZTEILSATZ	FLANSCHEN	LADEADAPTER
FRA COMMANDE	RESSORT À GAZ	KIT DE RÉPARATION	BRIDE	RACCORD DE CHARGE
ITA ORDINE	CILINDRO AD AZOTO	KIT DI MANUTENZIONE	FLANGE	ADATTATORE DI CARICO
ESP PEDIDO	RESORTE DE GAS	KIT DE REPARACION	BRIDA	ADAPTADOR DE CARGA
POR PEDIDO	CILINDRO DE GÁS	KIT DE MANUTENÇÃO	FLANGE	ADAPTADOR DE CARGA