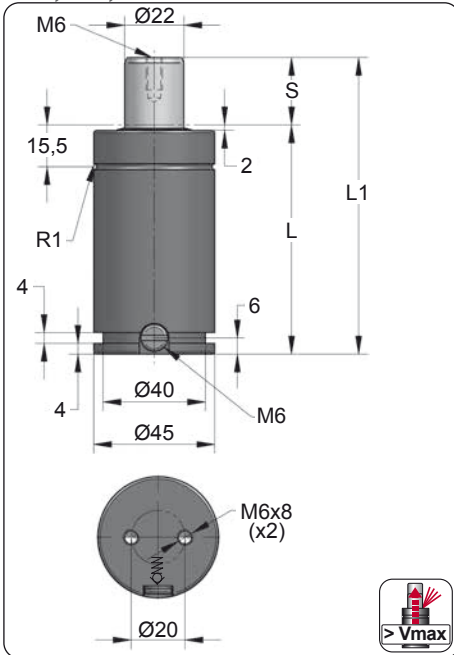


CM 600 V1

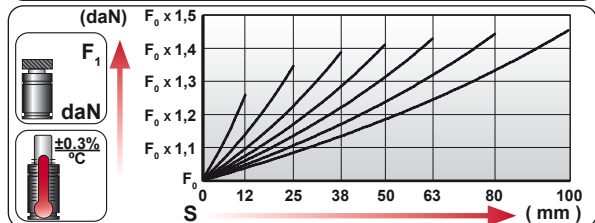
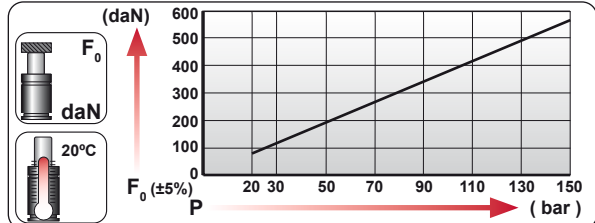
Heavy Duty





ORDER	S (mm)	L1 ±0,25 (mm)	L (mm)	Kg.
CM 600 012 V1	12	84	72	0.69
CM 600 025 V1	25	110	85	0.77
CM 600 038 V1	38	136	98	0.85
CM 600 050 V1	50	160	110	0.92
CM 600 063 V1	63	186	123	1.01
CM 600 080 V1	80	220	140	1.11
CM 600 100 V1	100	260	160	1.23

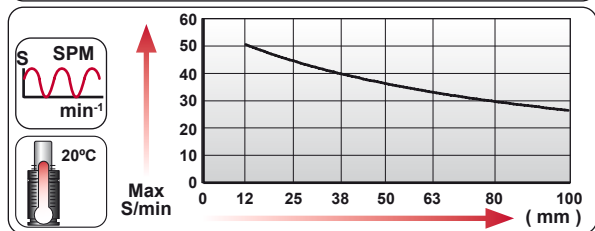
CODE	Image	bar	psi	F ₀ daN	F ₁ daN
CM 600 050 V1		150	2175	570	805
CM-H 600 050 V1		0	0	---	---



	ENG ORDER		F ₀ daN		S mm
	DEU BESTELLUNG				
	FRA COMMANDE				
	ITA ORDINE				
	ESP PEDIDO				
POR PEDIDO					

CM 600 50

CM 600 050 V1



N ₂	S _{max} < 90%	V _{max} 1,6 m/s	P _{min} (20°C)	P _{max} (20°C)	T _{min}	T _{max}	600 CP-

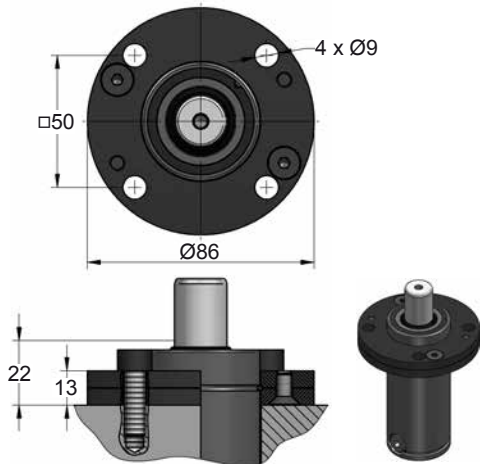
bar	psi	bar	psi	°C	°F	°C	°F	
20	290	150	2175	0	32	80	176	



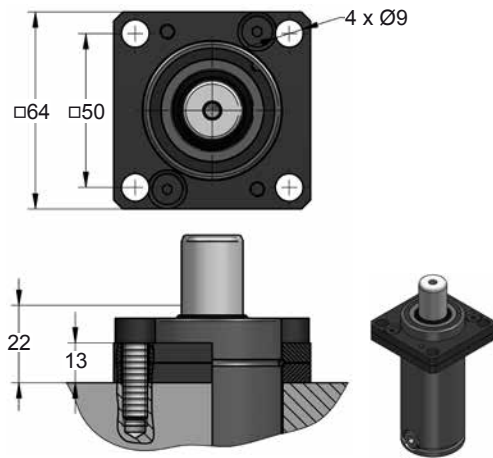
CM 600 V1 MOUNTS

Heavy Duty

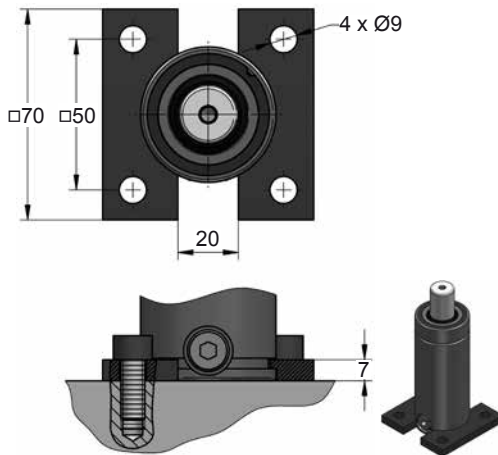
A14-045



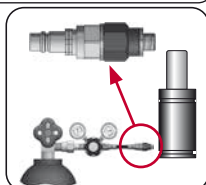
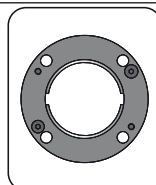
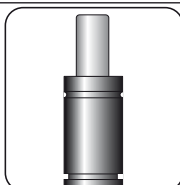
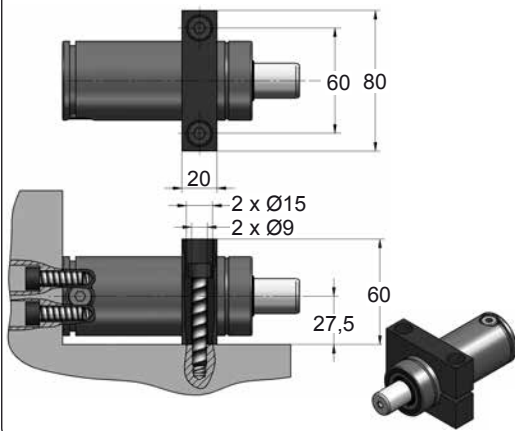
A34-045



C20-045



D67-045



CODE	CM 600 050 V1	KIT S-XXXXXXX KIT C-XXXXXXX	A14-045	06 CG 2-Q
ENG ORDER	GAS SPRING	REPAIR KIT	FLANGE	CHARGING ADAPTER
DEU BESTELLUNG	GASDRUCKFEDER	ERSATZTEILSATZ	FLANSCHEN	LADEADAPTER
FRA COMMANDE	RESSORT À GAZ	KIT DE RÉPARATION	BRIDE	RACCORD DE CHARGE
ITA ORDINE	CILINDRO AD AZOTO	KIT DI MANUTENZIONE	FLANGE	ADATTATORE DI CARICO
ESP PEDIDO	RESORTE DE GAS	KIT DE REPARACION	BRIDA	ADAPTADOR DE CARGA
POR PEDIDO	CILINDRO DE GÁS	KIT DE MANUTENÇÃO	FLANGE	ADAPTADOR DE CARGA