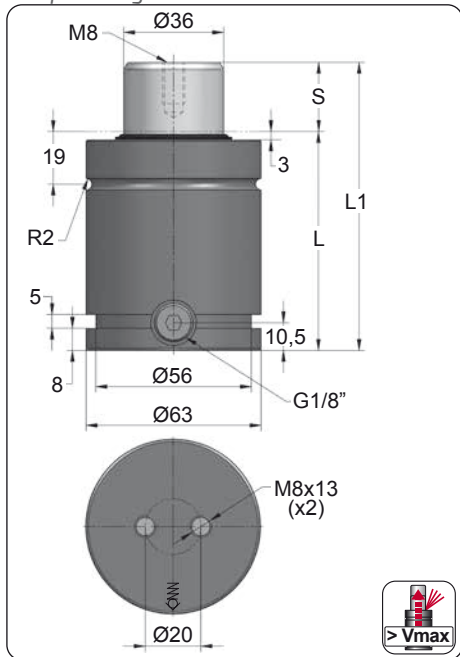


# CWC 1500

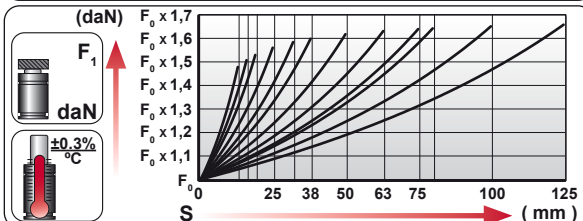
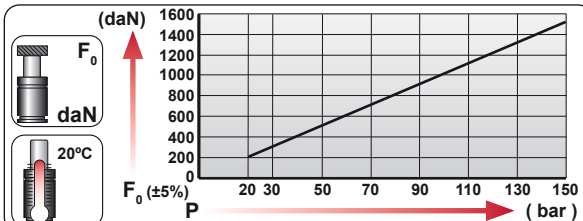
Compact Height



ORDER	S (mm)	L1 ±0,25 (mm)	L (mm)	Kg.
CWC 1500 013	13	80	67	1.22
CWC 1500 016	16	86	70	1.26
CWC 1500 019	19	92	73	1.30
CWC 1500 025	25	104	79	1.37
CWC 1500 032	32	118	86	1.46
CWC 1500 038	38	130	92	1.54
CWC 1500 050	50	154	104	1.70
CWC 1500 063	63	180	117	1.86
CWC 1500 075	75	204	129	2.02
CWC 1500 080	80	214	134	2.08
CWC 1500 100	100	254	154	2.34
CWC 1500 125	125	304	179	2.66



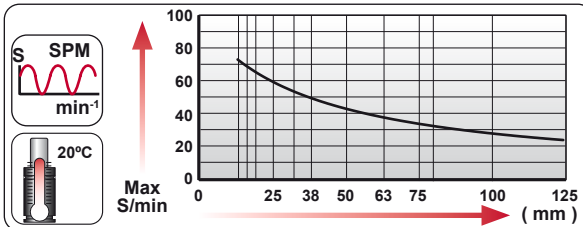
CODE				
		bar psi	daN	daN
CWC 1500 050		150 2175	1530	2475
CWC-H 1500 050		0 0	---	---



	ENG ORDER		
	DEU BESTELLUNG	daN	mm
	FRA COMMANDE		
	ITA ORDINE		
	ESP PEDIDO		
POR PEDIDO			




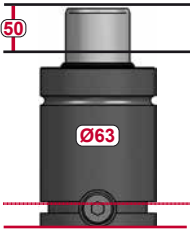
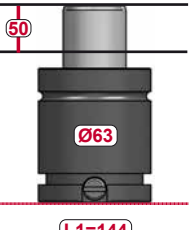
CWC 1500 50













CWC 1500 050



N <sub>2</sub>	S <sub>max</sub> < 90%	V <sub>max</sub> 1,6 m/s	P <sub>min</sub> (20°C)	P <sub>max</sub> (20°C)	T <sub>min</sub>	T <sub>max</sub>	600 CP-

bar psi	bar psi	°C °F	°C °F
20 290	150 2175	0 32	80 176

  	 <p>L1=154</p>	 <p>L1=144</p>
MODEL	CWC 1500	CW 1500

<p><b>CW</b></p>  <p><b>CW</b></p>  <p><b>KRM6</b></p>  <p><b>BK</b></p>	<p><b>CWC</b></p>  <p><b>CWC</b></p>  <p><b>DRM8</b></p>  <p><b>TNRR</b></p>  <p><b>9RM8</b></p>  <p><b>MCRR</b></p>  <p><b>7RM8</b></p>  <p><b>TFRR</b></p>  <p><b>SKK</b></p>  <p><b>SGS</b></p>
---	--

		 <p><b>SEAL KIT S-XXXXXXX</b></p>	 <p><b>CARTRIDGE KIT C-XXXXXXX</b></p>		
--	---	--	---	---	--

CODE	CWC 1500 050	KIT S-XXXXXXX KIT C-XXXXXXX	A14-063	18 CG 1-Q
ENG ORDER	GAS SPRING	REPAIR KIT	FLANGE	CHARGING ADAPTER
DEU BESTELLUNG	GASDRUCKFEDER	ERSATZTEILSATZ	FLANSCHEN	LADEADAPTER
FRA COMMANDE	RESSORT À GAZ	KIT DE RÉPARATION	BRIDE	RACCORD DE CHARGE
ITA ORDINE	CILINDRO AD AZOTO	KIT DI MANUTENZIONE	FLANGE	ADATTATORE DI CARICO
ESP PEDIDO	RESORTE DE GAS	KIT DE REPARACION	BRIDA	ADAPTADOR DE CARGA
POR PEDIDO	CILINDRO DE GAS	KIT DE MANUTENÇÃO	FLANGE	ADAPTADOR DE CARGA