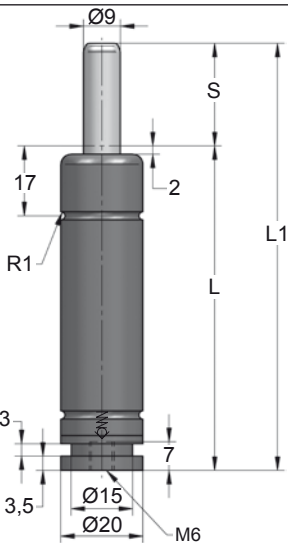


# AFK V1

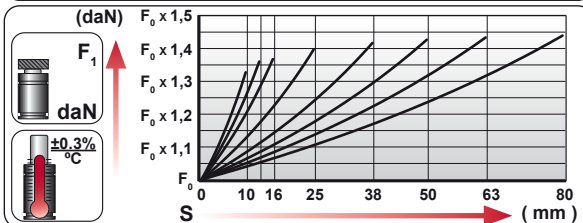
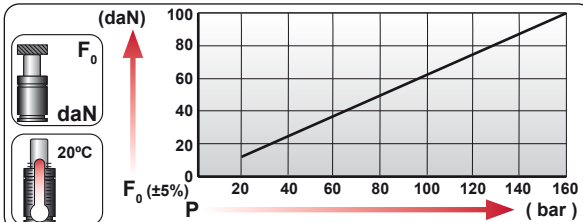
Mini



Not to be fixed by screws

CODE	S (mm)	L1 ±0,25 (mm)	L (mm)	Kg.
AFK ... 010 V1	10	74	64	0.12
AFK ... 012 V1	12.7	79.4	66.7	0.12
AFK ... 016 V1	16	86	70	0.13
AFK ... 025 V1	25	104	79	0.14
AFK ... 038 V1	38	130	92	0.16
AFK ... 050 V1	50	154	104	0.18
AFK ... 063 V1	63	180	117	0.19
AFK ... 080 V1	80	214	134	0.22

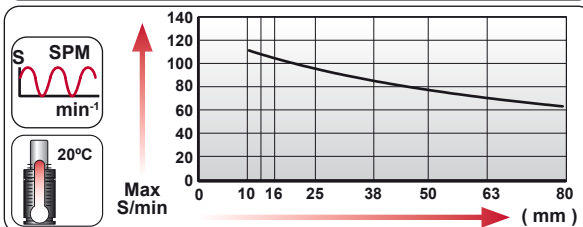
CODE	COLOR	Pressure (bar)		Force (daN)	
		bar	psi	F <sub>0</sub> daN	F <sub>1</sub> daN
AFK 25 050 V1	Green	40	580	25	35
AFK 50 050 V1	Blue	80	1160	50	70
AFK 75 050 V1	Red	120	1740	75	105
AFK 100 050 V1	Yellow	160	2320	100	140
AFK XXX 050 V1	Black	20-160	290-2320	13 - 100	18 - 140



	ENG ORDER	F <sub>0</sub> daN	S mm
	DEU BESTELLUNG		
	FRA COMMANDE		
	ITA ORDINE		
	ESP PEDIDO		
POR PEDIDO			

AFK 100 50

AFK 100 050 V1

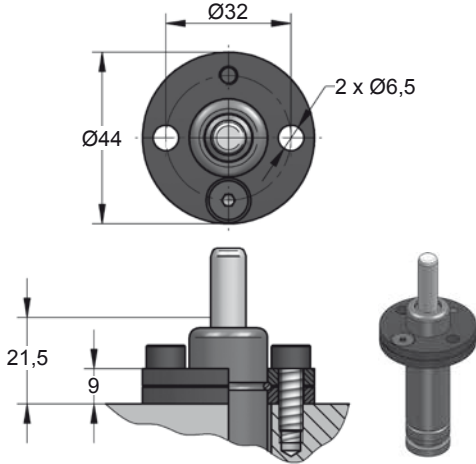


	S <sub>max</sub> < 100%	V <sub>max</sub> 1,6 m/s	P <sub>min</sub> (20°C)	P <sub>max</sub> (20°C)	T <sub>min</sub>	T <sub>max</sub>	
--	-------------------------	--------------------------	-------------------------	-------------------------	------------------	------------------	--

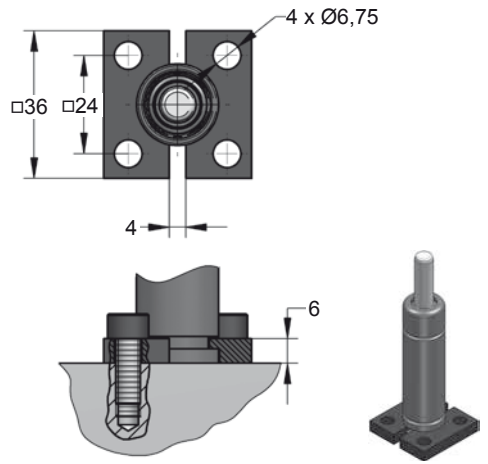
N <sub>2</sub>	S <sub>max</sub> < 90%	V <sub>max</sub> 1,6 m/s	bar psi	bar psi	°C °F	°C °F	
			20 290	160 2320	0 32	80 176	

Mini

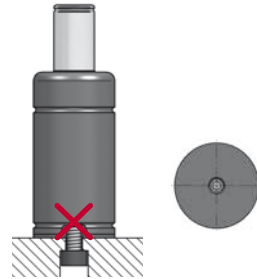
## A14-020



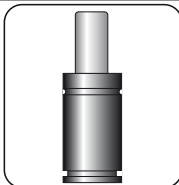
## C15-020



## Single base thread



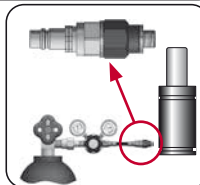
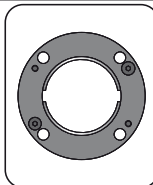
Gas springs with only a single base thread should not be mounted by screws.



SEAL  
KIT S-XXXXXXX



CARTRIDGE  
KIT C-XXXXXXX



CODE	AFK 100 050 V1	<b>X</b>	A14-020	06 CG 2-Q
ENG ORDER	GAS SPRING	REPAIR KIT	FLANGE	CHARGING ADAPTER
DEU BESTELLUNG	GASDRUCKFEDER	ERSATZTEILSATZ	FLANSCHEN	LADEADAPTER
FRA COMMANDE	RESSORT À GAZ	KIT DE RÉPARATION	BRIDE	RACCORD DE CHARGE
ITA ORDINE	CILINDRO AD AZOTO	KIT DI MANUTENZIONE	FLANGE	ADATTATORE DI CARICO
ESP PEDIDO	RESORTE DE GAS	KIT DE REPARACION	BRIDA	ADAPTADOR DE CARGA
POR PEDIDO	CILINDRO DE GÁS	KIT DE MANUTENÇÃO	FLANGE	ADAPTADOR DE CARGA