




Referans Nr.		 DIN 787	b1	b2xL	d	e1	e2	h	 (g)
1200-50140	-	-	17	50x140	60	30	55	75	900
1200-60175	-	-	21	60x175	80	40	70	85	1600
1200-12125	12	M12x12x125	17	50x140	60	30	55	0-50	1070
1200-14125	14	M12x14x125	17	50x140	60	30	55	0-55	1080
1200-16160	16	M16x16x160	17	50x140	60	30	55	0-75	1270
1200-18160	18	M16x18x160	17	50x140	60	30	55	0-75	1280
1200-20200	20	M20x20x200	21	60x175	80	40	70	0-85	2300
1200-22200	22	M20x22x200	21	60x175	80	40	70	0-85	2370


Product Nr. 1200 S-Connecting Lugs

- Material: Forged Steel
- Hardened
- Zinc Coating

